



Transition support service

Helping people move from hospital into the community



[everyturn.org](https://www.everyturn.org)


What we do

We help people to move out of hospital and into services in the community. To do this, we work closely with the NHS, local authorities, and other people involved in your care.

We want to make sure that you can move out of hospital as soon as you are able to, and that you settle into your new placement.

Working with you, we will:

- Explore the kind of support you need.
- Suggest a service in the community that could support you, rather than hospital.
- Make a plan of how we can support you to move into that service.
- Help to make sure the move goes smoothly.
- Support you and your new care team for up to 12 weeks after you move out of hospital.



Working together

One or two people from our team will work with you, to help you get closer to moving out of hospital.

They will join care planning meetings with you, or attend on your behalf if you can't or don't want to attend.

Outside of planned meetings, a member of our team will visit at least every 6 weeks to check in with you.

We'll make sure your views and hopes for your move from hospital are listened to and considered by everyone.

If you want to speak with someone from the team, you can ask your care team to call us on your behalf.



Our Complex Transition Support Service

1 Understanding your needs

You'll meet and get to know the transition team that you'll be working with.

They will review your case notes and meet with family and your care team. This will help them understand what your needs are.



2 Meeting your community provider

The transition team will find a community provider that is right for you and the support you need.

You'll get to chat with the community provider to find out more about what they do, and how they'll be able to help you.



3 Planning for your move

When you're happy with the community provider we've found, we'll help you create your plan for leaving your current service.


The plan will be shared with your new and current care team, and we'll all work together to get you ready for your move.



4 Working with your new care team

We'll meet with your new care team to talk about how you'd like them to support you.

Support plans will be created with you so your new care team know how to make you feel happy and safe.





5 Support after your move

Once the move to your new service is complete, we will continue to support you for up to 12 weeks.

This support is to make sure you settle into your new placement well.







Everyturn Mental Health

2 Esh Plaza
Sir Bobby Robson Way
Newcastle upon Tyne
NE13 9BA

T: +44 (0)191 217 0377
E: enquiries@everyturn.org

everyturn.org

